

FREE
Sweetart
Chicks,
Ducks, &
Bunnies
Math

happyteacherhappykids.com

Spring Sweetart Math



For a class of 20 kids, I would use 2 bags. Give each child a small paper cup full of candy to work with. Have fun!

Sort By Color!

pink

blue

green

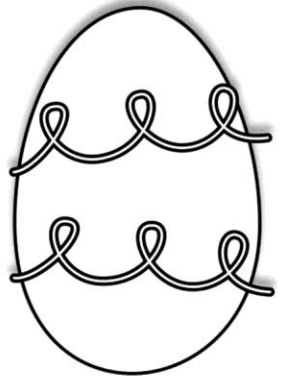

yellow

purple

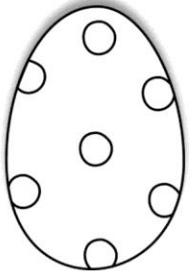



Sort By Animal!


duck



chick



bunny



Sweet Data

Name: _____

How many candy pieces do you have of each color?

pink

green

blue




purple

yellow

Which color did you have the most of?

Which color did you have the least of?

Which color is your favorite?

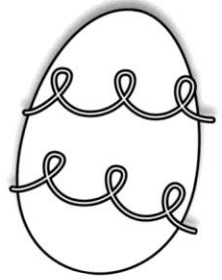


Sweet Data

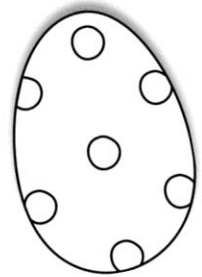
Name: _____

How many do you have of each animal?

duck



bunny



chick



Which animal did you have the most of?

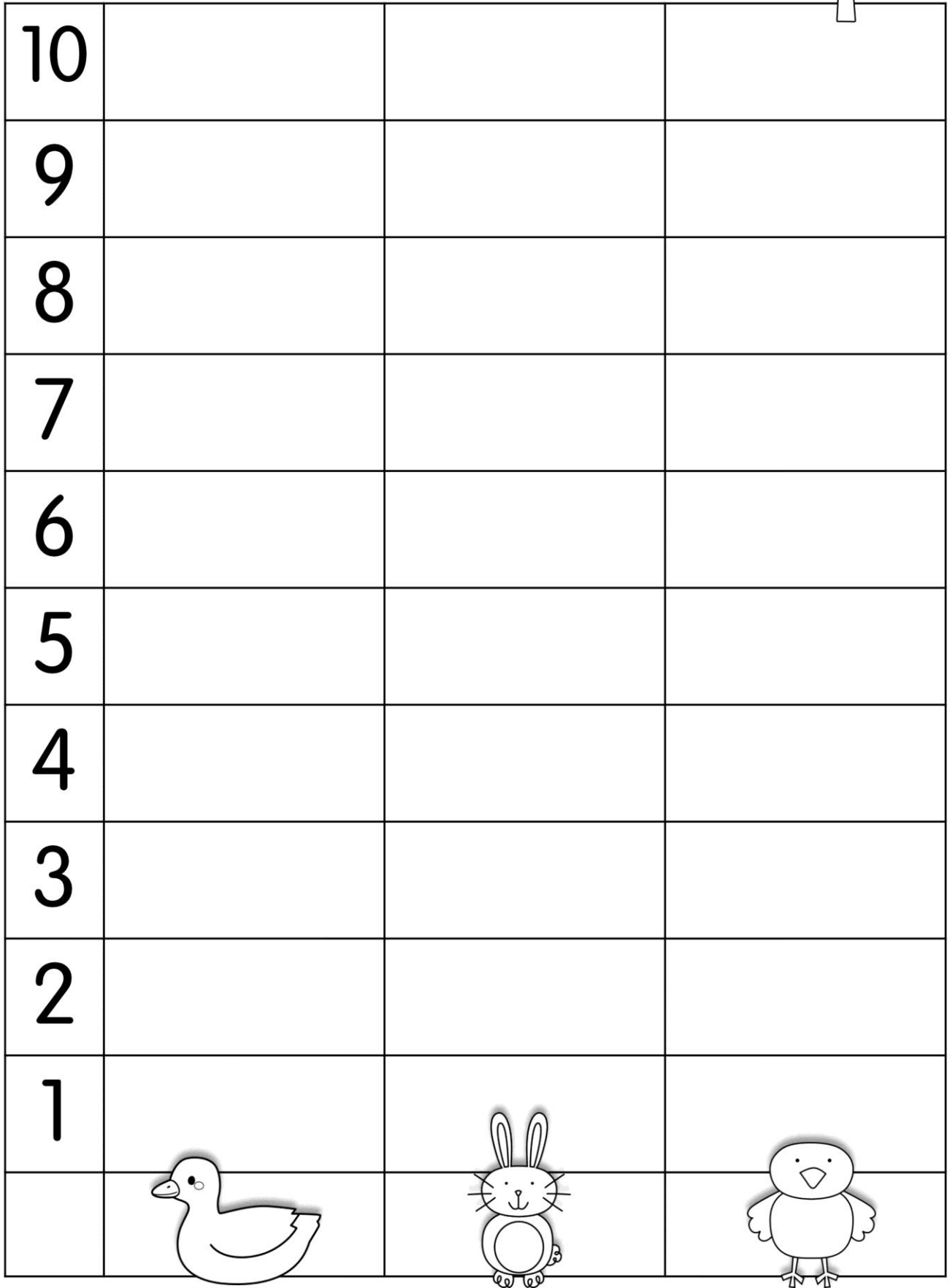
Which animal did you have the least of?

Which animal is your favorite?

Color Graph

10					
9					
8					
7					
6					
5					
4					
3					
2					
1					
	pink	green	yellow	blue	purple

Sweet Animal Graph



Tally Color Graph

Name: _____

Make a tally mark for each color candy that you count.

pink	
blue	
green	
yellow	
purple	



Tally Animal Graph


Name: _____

Make a tally mark for each color candy that you count.

bunny



chick



duck



Color Addition

Name: _____

Use your data to complete the equations.

pink blue

$$\square + \square = \square$$

green purple

$$\square + \square = \square$$

blue yellow

$$\square + \square = \square$$

blue purple

$$\square + \square = \square$$

pink green

$$\square + \square = \square$$

purple pink

$$\square + \square = \square$$

blue green

$$\square + \square = \square$$

yellow pink

$$\square + \square = \square$$

Animal Addition

Name: _____

Use your data to complete the equations.





+

=



+

=



+

=




+

=



+

=



+

=



+

=




+

=


Sweet Spring Measurement

Name: _____

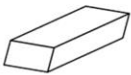
Use your candy pieces to measure the objects listed below.



My pencil is _ _ _ pieces long.



My scissors are _ _ _ pieces long.



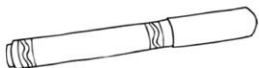
My eraser is _ _ _ pieces long.



My glue stick is _ _ _ pieces long.



My black pen is _ _ _ pieces long.



My marker is _ _ _ pieces long.



This paper is _ _ _ pieces long.

My crayon is _ _ _ pieces long.

Thank YOU!

I hope that your students enjoy these activities! Please let me know if you have any suggestions or questions. Be sure to follow me for more fun teaching ideas & exclusive freebies!

happyteacherhappykids.com
dianaowens27@gmail.com



CREDITS

Font Squirrel

Sonya Dehart

Goodness & Fun

Crafty Graphics Scraps

Darcy Baldwin Fontography

