

**Valentine's  
Day  
Treat Bag  
Toppers  
& Kiss  
Stickers**

[happyteacherhappykids.com](http://happyteacherhappykids.com)

# Thank You!

Thank you for visiting my website & downloading this resource! I hope that it helps you have a wonderful Valentine's Day! Please let me know if you have any questions, comments, or suggestions.

Happy Valentine's Day!

*Love, Diana*

[happyteacherhappykids.com](http://happyteacherhappykids.com)

[dianaowens27@gmail.com](mailto:dianaowens27@gmail.com)




[happyteacherhappykids.com](http://happyteacherhappykids.com)

# Kiss Stickers

Print the following page on full page sticker labels. I used Avery Shipping Labels (5265). After printing use a  $\frac{3}{4}$  inch circle punch (I used one from Michael's) to cut out your stickers. Then stick them to the bottom of Hershey's Kisses candies.

[happyteacherhappykids.com](http://happyteacherhappykids.com)



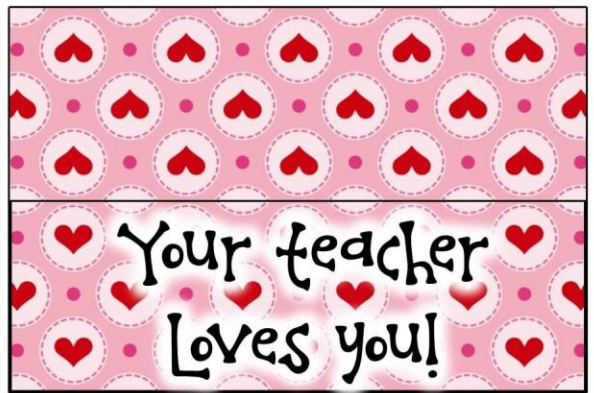
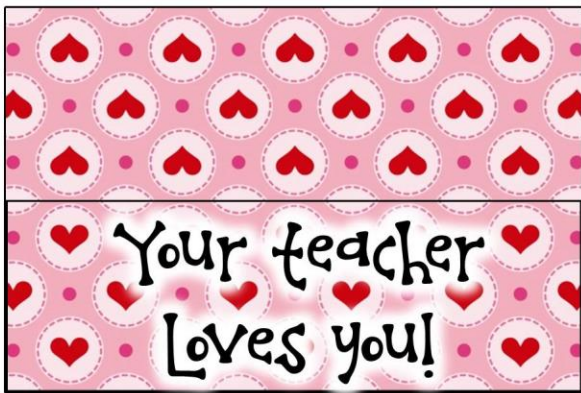
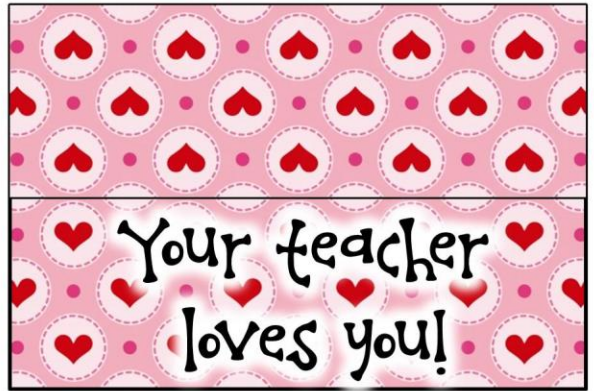
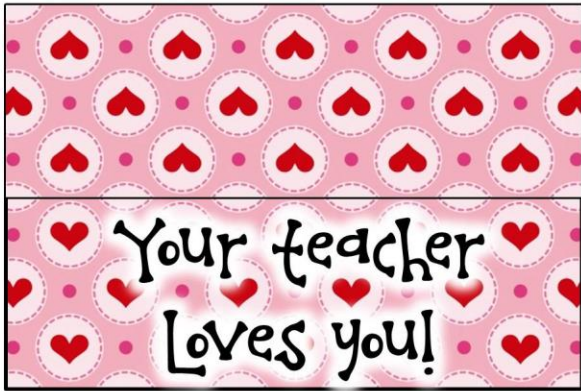
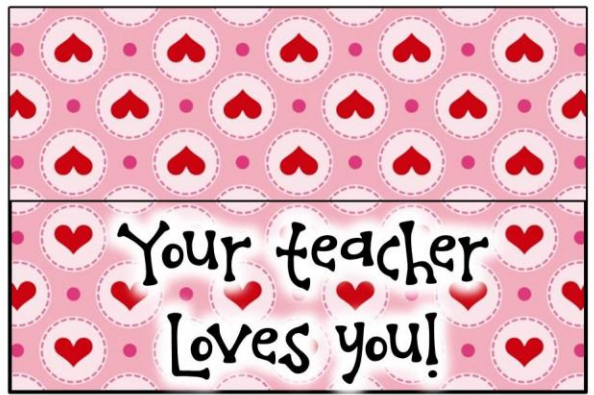
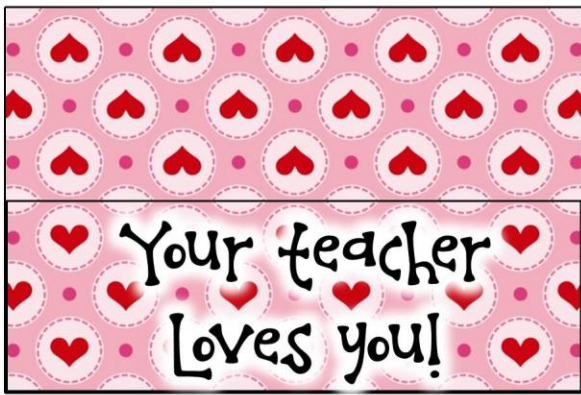
# Treat Bag Toppers

These bag toppers will fit on bags that are 3 inches wide and 4 inches tall. I bought mine at Hobby Lobby in the cake decorating aisle. There are 3 choices of bag toppers. I used "Love One Another" for my church group, "Happy Valentine's Day" would be fun for co-workers, and "Your Teacher Loves You" is perfect for your students. Just print and cut out your choice. Then fold in half over the top of your bag and staple to seal shut.




# Treat Bag Bag Toppers











# GRAPHICS & FONTS FROM

Fancy Dog Studio

Shery K Designs

Fudgy Brownies

