


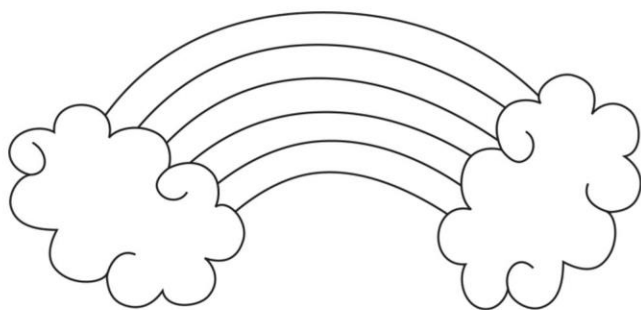


**FREE!**  
**Lucky**  
**Charms**  
**Math &**  
**More!**

[happyteacherhappykids.com](http://happyteacherhappykids.com)





# Sort Those Charms!



# Charming Data

Name: \_\_\_\_\_

How many do you have of each charm?



Which color did you have the most of?

\_\_\_\_\_









Which color did you have the least of?

\_\_\_\_\_

Which color is your favorite?

\_\_\_\_\_






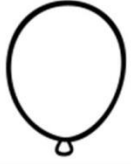


# Lucky Charms Graph

10								
9								
8								
7								
6								
5								
4								
3								
2								
1								
								

# Tally Graph

Name: \_\_\_\_\_

Make a tally mark for each charm you count.



# Charm Addition

Name: \_\_\_\_\_

Use your data to complete the equations.





+

=

+

=



+

=

+

=




+

=

+

=



+


=

+

=

# Magic Marshmallow


## Measurement




Name: \_\_\_\_\_



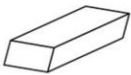
Use your cereal to measure the objects listed below.



My pencil is \_\_\_ \_\_\_ pieces long.



My scissors are \_\_\_ \_\_\_ pieces long.



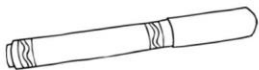
My eraser is \_\_\_ \_\_\_ pieces long.



My glue stick is \_\_\_ \_\_\_ pieces long.



My black pen is \_\_\_ \_\_\_ pieces long.



My marker is \_\_\_ \_\_\_ pieces long.



This paper is \_\_\_ \_\_\_ pieces long.



My crayon is \_\_\_ \_\_\_ pieces long.

# Lucky ABC Order

Name: \_\_\_\_\_

Write the words in alphabetical order.



pot of gold

1.



horseshoe

2.



clover hat

3.



balloon

4.



rainbow

5.



heart

6.



shooting star

7.



moon

8.





# Charm Hunt!

Name: \_\_\_\_\_



Find each charm in the word search below.

shooting star

pot of gold

rainbow

balloon

horseshoe

heart

moon


clover hat

P	A	H	E	A	R	T	H	B
O	C	S	U	V	A	S	O	V
T	F	W	I	R	I	D	R	C
O	T	Q	O	Y	N	F	S	X
F	M	O	O	N	B	G	E	Z
G	T	S	P	H	O	H	S	A
O	U	T	L	Y	W	H	H	S
L	O	A	K	O	S	Y	O	D
D	P	R	M	V	X	I	E	F
Q	L	B	A	L	L	O	O	N
C	L	O	V	E	R	H	A	T

# Roll a Rainbow of Charms

Roll to see which charm you can color. You may color one charm on each roll.

Name: \_\_\_\_\_











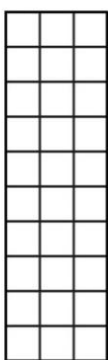



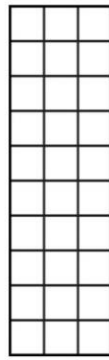

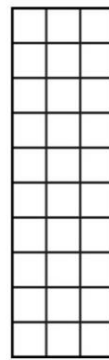

# Racing Charms



Name: \_\_\_\_\_

Use a paperclip & pencil to make a spinner. Spin 30 times. Color in one square for each charm when you land on that charm. Circle the charm with the greatest number.

							
_____	_____	_____	_____	_____	_____	_____	_____

							
_____	_____	_____	_____	_____	_____	_____	_____



# Lucky Crossword Puzzle

Name: \_\_\_\_\_

1

2

3




4

5

6

7

8



Match each word to the correct picture below. Use the number clues to write each word on the crossword puzzle.

rainbow   horseshoe   shooting star   pot of gold   moon   balloon   heart   clover   hat

Down

Across



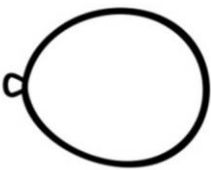
1.

2.



3.

4.



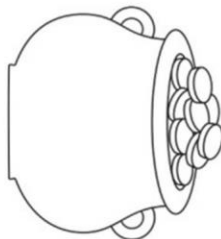
5.

6.



7.

8.







Thank you for visiting my website! I hope that your students enjoy these activities! Please let me know if you have any suggestions or questions.



Love, Diana



dianaowens27@gmail.com

happyteacherhappykids.com

## Credits



Font Squirrel

Stock Berry Studio

Fudgy Brownies

Darcy Baldwin Fontography

Bayside Math Teacher

Julie Phillipps