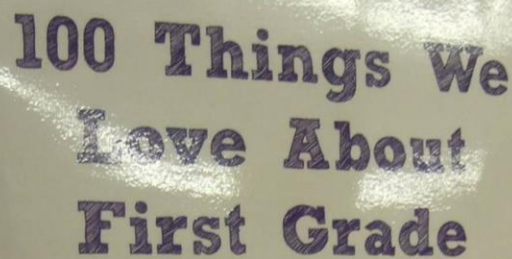


100th Day of School Freebies!



happyteacherhappykids.com








<http://wardswayofteaching.blogspot.com/2011/02/i-heart-u-day.html>

happyteacherhappykids.com






What do you love about kindergarten?

Write your name on the line on each heart. Then write one thing you love about kindergarten underneath. Cut out each heart.








What do you love about first grade?

Write your name on the line on each heart. Then write one thing you love about first grade underneath. Cut out each heart.




What do you love about second grade?

Write your name on the line on
each heart. Then write one thing
you love about second grade
underneath. Cut out each heart.




100 Things We Love About Kindergarten




100 Things We

Love About

First Grade



100 Things We Love About Second Grade

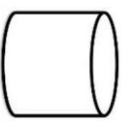




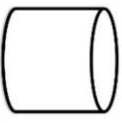

100th Day Snack Mix Shopping List

Mini Marshmallows
Alphabits Cereal
M&M's
Chocolate Chips
Goldfish Crackers

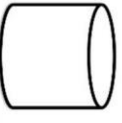

Kashi Heart to Heart Cereal
Annie's Bunny Grahams
Cookie Crisp Cereal
Fruit Loops
Skittles



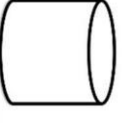


A



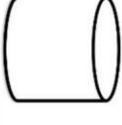

B



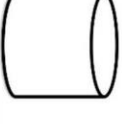



C



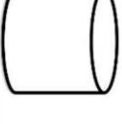


D



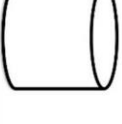



E



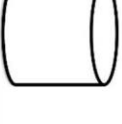



F



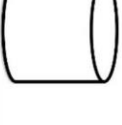


G





H



I



J



Name:

Snack Mix

100th Day

A decorative graphic for the 100th day of school. It features the number '100' in a large, stylized font. The '1' is a simple vertical line. The '0's are large circles with small faces and arms. The 'th' is in a smaller font. The entire graphic is part of a larger design that includes the text 'Snack Mix' and '100th Day'.

10 groups of 10 snacks = 100!

Cut out, fold, & staple across the top of a sandwich size ziplock bag.
Be sure the bag is filled & sealed shut before stapling.

Name:

Snack Mix

100th Day

A decorative graphic for the 100th day of school. It features the number '100' in a large, stylized font. The '1' is a simple vertical line. The '0's are large circles with small faces and arms. The 'th' is in a smaller font. The entire graphic is part of a larger design that includes the text 'Snack Mix' and '100th Day'.

10 groups of 10 snacks = 100!



I saw this cute idea on the First Grade Fairy Tales blog:
<http://thefirstgradefairytales.blogspot.com/2014/01/five-for-friday-finally-and-exciting.html>

I used these free patterns for the cupcake wrapper and top:
<http://todayinsecondgrade.blogspot.com/2012/01/my-dream-cupcake.html>

I sliced up a bunch of different valentine colored papers for the kids to use for sprinkles. I also put out heart stickers & a cute cherry to go on top.

happyteacherhappykids.com

I'm 100 sprinkles smarter!

___ red + ___ light purple

+ ___ dark purple

+ ___ pink + ___ orange

+ ___ hearts

+1 cherry = 100

I'm 100 sprinkles smarter!







___ red + ___ light purple

+ ___ dark purple

+ ___ pink + ___ orange

+ ___ hearts

+1 cherry = 100



Happy 100th Day!



Love, Diana



happyteacherhappykids.com

Credits



Christine O'Brien

Fudgey Brownies

Font Squirrel

Goodness & Fun

Natalie Southworth

Stockberry Studio