

Penguin Fact Family Directions

1. Roll one time.
2. Add 10 to your number
3. Roll one more time.
4. Add your new number to the sum you got in step 2.
5. Use these numbers to create a fact family.

Example:

I rolled a 5.

$$5+10=15$$

I rolled a 6.

My fact family numbers are 15, 6, & 21.

$$15+6=21 \quad 6+15=21 \quad 21-15=6 \quad 21-6=15$$

Record your fact family onto the square on the next page.

Then glue it to your penguin's stomach.

Credit

Our Monitos

Font Squirrel

KG Fonts

Graphics From the Pond



_____	+	_____	=	_____
_____	+	_____	=	_____
_____	-	_____	=	_____
_____	-	_____	=	_____

_____	+	_____	=	_____
_____	+	_____	=	_____
_____	-	_____	=	_____
_____	-	_____	=	_____

One square per child

_____	+	_____	=	_____
_____	+	_____	=	_____
_____	-	_____	=	_____
_____	-	_____	=	_____

_____	+	_____	=	_____
_____	+	_____	=	_____
_____	-	_____	=	_____
_____	-	_____	=	_____


Penguin Fact Family Practice

Name: _____

Date: _____


Build a fact family with

each penguin's
numbers.




12 5 17

$$\begin{array}{r} + \\ - \\ = \end{array} \quad \begin{array}{r} + \\ - \\ = \end{array}$$



13 6 19

$$\begin{array}{r} + \\ - \\ = \end{array} \quad \begin{array}{r} + \\ - \\ = \end{array}$$



18 2 20


$$\begin{array}{r} + \\ - \\ = \end{array} \quad \begin{array}{r} + \\ - \\ = \end{array}$$

Penguin Fact Family Practice

Name: _____

Date: _____

Roll to build your own fact family. Write the 3 numbers in each speech bubble.




Speech bubble for writing numbers.

$$\begin{array}{r} + \\ - \\ = \end{array} \quad \begin{array}{r} + \\ - \\ = \end{array}$$

Speech bubble for writing numbers.

$$\begin{array}{r} + \\ - \\ = \end{array} \quad \begin{array}{r} + \\ - \\ = \end{array}$$



Speech bubble for writing numbers.

$$\begin{array}{r} + \\ - \\ = \end{array} \quad \begin{array}{r} + \\ - \\ = \end{array}$$

